

Country: Norway
Company: OPTIMAIZAI.COM AS(NO65880088)
Printed By: 102129686(ConnectLive-188901456)
Printed On: 12:51 Monday 3rd November 2025



(NO) OPTIMAIZAI.COM AS

NO65880088

Companyscore	PoD	International Score	Credit Limit	Status	Payment Remarks	Exceptions	Auditor Remarks
47	0.885%	C	KNOK 110	Active	No	No	No

Summary

Overview

Company Information

Company Name	OPTIMAIZAI.COM AS
Company Number	833150472
Safe Number	NO65880088
Registration Date	11/03/2024
Foundation Date	19/01/2024
Status	Active
Share Capital	30,000
Number of Employees	-
Register of Business Enterprises	Yes
Registered for VAT	Yes
VAT Number	NO833150472MVA
Industry	62.020 - Computer consultancy activities

Contact Information

Address	Trudvangveien 67
Postal Code	3117
City	TØNSBERG
Telephone	-
Email Address	-
Website Address	-

Companyscore & Credit Limit

Companyscore	PoD	Previous Companyscore	International Score	Credit Limit	Description	
47	0.885%	40	C	KNOK 110	Moderate Risk	<p>47 Moderate Risk</p>

Exceptions Summary

No Exceptions Details data to display

Payment Remarks Summary

No Payment Remarks registered

Latest Announcements

Date	Announcement Type	Register	Link
22/03/2025	Approved end of year report and accounts	Register of Company Accounts	View
11/03/2024	New registration	Register of Business Enterprises	View

Annual Accounts

NOTE: All values displayed in 1000

	31/12/2024
Total Operating Income	2,785
Operating Profit	357
Profit Before Tax	340
Profit After Tax	266
Net Result after Dividends	266
Total Fixed Assets	0
Total Assets	1,204
Total Equity	291
Total Current Liabilities	912
Total Long Term Liabilities	913
Total liabilities and equity	1,204

Annual Accounts Comment

No Annual Accounts Comments registered for the latest year's Annual Account

Key Ratios

	31/12/2024
Pre-Tax Profit Margin	12.21
Return on Total Assets Employed	28.24
Return on Net Assets Employed	116.84
Debtor Days	51.64
Current Ratio	1.32
Equity in Percentage	24.17
Total Debt Ratio	3.14

Employee Information

Number of Employees (Brønnøysundregistrene): -
No Employee information available for the company

Status

Current Status

Status ● Active

Status History

Date	Status
12/03/2024	● Active

Insolvency Information

No Insolvency information available for the company

Company Information

Contact Information

Address	Trudvangveien 67 3117 TØNSBERG	Postal Address	-
Telephone	-		
Email Address	-		
Website Address	-		

Company Branches

Company Name	Company Number	Industry	Nr. of Employees	Main Address	City	Telephone	End Date	Status
OPTIMAIZAI.COM AS	933175189	62.020 Computer consultancy activities	0	Trudvangveien 67	3117 TØNSBERG	-	-	Active

No inactive Company Branches information available for the company

Industry

Main industry (Code & Description)	62.020 Computer consultancy activities
Secondary industry (Code & Description)	-
Other industry (Code & Description)	-
Sector (Code & Description)	2100 Private non-financial incorporated enterprises

Event History

Date	Description
26/03/2025	Companyscore, increased
26/03/2025	Risk prognosis, decreased
26/03/2025	Limit, increase
21/02/2025	Risk prognosis, changed
21/02/2025	Limit, changed
21/02/2025	Companyscore, changed
12/03/2024	Limit change
12/03/2024	Rating change

Exception Details
No Exception Details information available for the company




Date	Announcement Type	Register	Link
22/03/2025	Approved end of year report and accounts	Register of Company Accounts	View
11/03/2024	New registration	Register of Business Enterprises	View

Additional Information

Employee Information
Number of Employees (Brønnøysundregistrene): - No Employee information available for the company

Companyscore & Indicators

Companyscore & Limit

Companyscore & Credit Limit														
<table border="1"> <thead> <tr> <th>Companyscore</th> <th>PoD</th> <th>Previous Companyscore</th> <th>International Score</th> <th>Credit Limit</th> <th>Description</th> <th></th> </tr> </thead> <tbody> <tr> <td>47</td> <td>0.885%</td> <td>40</td> <td>C</td> <td>KNOK 110</td> <td>Moderate Risk</td> <td>  47 Moderate Risk </td> </tr> </tbody> </table>	Companyscore	PoD	Previous Companyscore	International Score	Credit Limit	Description		47	0.885%	40	C	KNOK 110	Moderate Risk	 47 Moderate Risk
Companyscore	PoD	Previous Companyscore	International Score	Credit Limit	Description									
47	0.885%	40	C	KNOK 110	Moderate Risk	 47 Moderate Risk								

Commentaries

- ⬇ This company has average total operating expenses
- ⬆ This company has a high liquidity ratio
- ⬆ This company has an average equity ratio
- ⬇ This company's total liabilities has increased
- ⬆ This company has a high current ratio

Companyscore History

Date	Companyscore	PoD	Description
26/03/2025	47	0.885%	Moderate Risk
ⓘ New credit scoring models were introduced on 02/21/2025. Click here for more information.			
21/02/2025	40	1.465%	Moderate Risk
12/03/2024	41	-	Moderate Risk

Companyscore, PoD & Credit Limit

Companyscore	PoD	Description
● 71 to 100	>0% - 0.176%	Very Low Risk
● 51 to 70	0.176% - 0.709%	Low Risk
● 30 to 50	0.709% - 3.000%	Moderate Risk
● 21 to 29	3.000% - 5.510%	High Risk
● 1 to 20	5.510% - <100%	Very High Risk
● Not Scored	No PoD	Not Scored

Companyscore Definition

Creditsafe Companyscore. Ranges from 1 (bad) to 100 (good).

Probability of Default Definition (PoD)

The PoD describes the likelihood of a company becoming insolvent (bankruptcy, forced liquidation etc.) within the next 12 months.

Credit Limit Definition

The Creditsafe recommended Credit Limit is calculated using a formula that analyses information from a company's financial accounts and payment record. The suggested Credit Limit is our recommendation of the maximum total amount of credit to be outstanding at any one time.

International Score

International Score	Description
A	Very Low Risk
B	Low Risk
C	Moderate Risk
D	High Risk
D	Very High Risk
E	Not Scored

International Score Definition

The Creditsafe International Score is a standardised score derived from the Creditsafe rating. It enables credit risk comparison between companies that are registered in different countries. Ranges from E (bad) to A (good).

Indicators

There is no additional indicators data to display

Payment History

Payment Remarks

Summary

Type	Number	Total Amount
Unsettled Payment Remarks	0	0
Partly Settled Payment Remarks	0	0

Payment Remarks

Type	Register Unit	Date	Ref Nr	Amount	Creditor	Status	Details
-	-	-	-	-	-	-	-

Voluntary Pledge

Summary

Type	Number	Total Amount
Voluntary Pledges	0	0

Voluntary Pledges

Type	Date	Source	Ref Nr	Amount	Creditor	Status
-	-	-	-	-	-	-

Accounts

Financial Year

Financial Year	2024
Accounting Period	19/01/2024 - 31/12/2024
Currency	NOK
Consolidated Accounts	No
Internal Comment	No
Auditor Remarks	No

Profit & Loss

Results

NOTE: All values displayed in 1000

	31/12/2024
Sales Revenue	2,785
Other Operating Income	-

Total Operating Income	2,785
Cost of Goods	-
Change in stock of work in progress and finished goods	-
Change in work in progress	-
Wages & Salaries	2,217
Depreciation	-
Write down of tangible and intangible fixed assets	-
Other operating expenses	211
otal Operating Expenses	2,428
Operating Profit	357
Allocated dividend	-
Income from subsidiaries	-
Income from group companies	-
Income from associated companies	-
Interest income from group companies	-
Other interest income	6
Other financial income	-
Financial Income	6
Changes in value of quoted financial current assets	-
Write-downs on other financial current assets	-
Write-downs on financial fixed assets	-
Other interest expenses from group companies	23
Other interest expenses	0
Other financial expenses	-
Other financial costs	-
Financial Expenses	23
Total/net financial items	-17
Profit Before Tax	340
Tax	74

31/12/2024

Profit After Tax	266
Extraordinary Result	-
Net profit/loss for the year before minority interests	-
Tax on extraordinary result	-
Minority share before year result	-
Net Result after Dividends	266
Dividends	-
Group contributions	-
Allocation other equity/covering of previous uncovered loss	266
Total transfers and allocations	266

Balance Sheet

Assets

NOTE: All values displayed in 1000

31/12/2024

Research and development	-
Concessions, patents, licenses, trademarks and similar rights	-
Deferred tax asset	-
Goodwill/intangible assets	-
Other intangible fixed assets	-
Total Intangible Assets	0
Land & Buildings	-
Plant & Machinery	-
Ships, rigs, aircraft, etc	-
Operating equipment, fixtures, fittings, tools, office machines, etc	-
Other operation factors	-
Total Tangible Assets	0
Shares/investment in subsidiaries	-
Investments in group companies	-

Investments in associated companies	-
Investments in shares and interests	-
Bonds and other accounts receivables	-
Pension funds	-
Other financial fixed assets	-
Bonds	-
Total financial fixed assets	0
Other fixed assets	-
Total Fixed Assets	0
Raw materials and purchased semi-manufactured goods	-
Finished goods	-
Inventories	-
Other inventories	-
Total inventories	-
Trade Receivables	394
Other Receivables	5
Receivables to companies in the same group	-
Total receivables	399
Shares and interests in group companies	-
Quoted investment shares	-
Quoted bonds	-
Other market based financial instr.	-
Other financial instr.	-
Other investments	-
Total Investments	0
Cash & Bank Deposits	805
Total bank deposits, cash and the like	805
Other current assets	-
Total Current Assets	1,204

31/12/2024

Total Assets	1,204
---------------------	-------

Equity & Liabilities

NOTE: All values displayed in 1000

31/12/2024

Share Capital	30
Own shares (treasury stock)	-
Share Premium Reserve	-
Other paid-in capital	-6
Total equity deposits	24
Valuation reserve	-
Other equity	266
Minority interests (Groups)	-
Total Retained Earnings	266
Other Reserves	-
Total Equity	291
Long Term Pension Commitments	-
Deferred tax liabilities	2
Other provisions	-
Total provisions for liabilities and charges	2
Convertible loan	-
Other Long Term Loans	-
Long Term Liabilities to Financial Institutions	-
Long-term group contribution liabilities	-
Liable loan capital	-
Other long-term liabilities	-
Total other long-term liabilities	0
Total Long Term Liabilities	2
Convertible loan	-
Certificate loan	-

	31/12/2024
Short Term Liabilities to Financial Institutions	-
Trade Payables	12
Payable tax	72
Special government taxes	328
Suggested dividend	-
Short Term Liabilities to Group	323
Other creditors	-
Other Short Term Liabilities	177
Total Current Liabilities	912
Total Liabilities	913
Total liabilities and equity	1,204

Key Ratios

Key Ratios	31/12/2024
Pre-Tax Profit Margin	12.21
Return on Capital Employed	116.04
Return on Total Assets Employed	28.24
Return on Net Assets Employed	116.84
Sales/Net Working Capital	9.54
Stock Turnover Ratio	-
Debtor Days	51.64
Creditor Days	1.57
Current Ratio	1.32
Liquidity Ratio/Acid Test	-
Current Debt Ratio	3.13
Equity in Percentage	24.17
Total Debt Ratio	3.14

Other Information

Miscellaneous

NOTE: All values displayed in 1000

31/12/2024

Total Exports	-
Working Capital	292
Net Worth	291
Capital Employed	293
Man-labour year	4
Employees	-
General manager salary	-
Auditor's remuneration	-

Directors & Ownership

Current Board

Directors

Name	Address	Country	Date of Birth	Function	Start Date	Company Engagements
Elmenhorst-Larsen, Jan Willy	Eilert Sundts Gate 19 0259 OSLO	key 'NO (en-GB)' returned an object instead of string.	09/07/1958	Chairman of the board	11/03/2024	9

Signature

Signatures Styrets leder alene.

Procurement

No Procurement information available for the company

Other Company Officials

Name	Address	Country	Date of Birth	Function	Responsibility Percentage (%)	Start Date
Elmenhorst-Larsen, Jan Willy	Eilert Sundts Gate 19 0259 OSLO	key 'NO (en-GB)' returned an object instead of string.	09/07/1958	Contact person / representative	-	11/03/2024

Auditors & Accountants

Name	Address	Country	Company Number / Date of Birth	Function	Start Date
AMESTO ACCOUNTHOUSE SØR AS	Sankt Halvards gate 2B 3015 DRAMMEN	key 'NO (en-GB)' returned an object instead of string.	912976904	Accountant	11/03/2024

Board History

Directors

No Directors history available for the company

Other Company Officials

No Other Company Officials history available for the company

Auditors & Accountants

No Auditors & Accountants history available for the company

Shareholders & Ownership

Shareholder

Shareholder Name	Company Number	Country	Number of Shares	Share Percentage (%)
ELMENHORST INVEST AS	988899100	key 'NO (en-GB)' returned an object instead of string.	300,000	100.00

Group Data

Group Structure Summary

Group 2 companies in 1 country

Group Information

Ultimate Holding Company

Company Name	Country	Company Number	Safe Number
ELMENHORST INVEST AS	NO	988899100	NO00939040

Immediate Holding Company

Company Name	Country	Company Number	Safe Number
ELMENHORST INVEST AS	NO	988899100	NO00939040